

Custom 4C Horizontal Mailboxes

for specifications & options - see pages 30 - 31

CUSTOM 4C HORIZONTAL MAILBOXES FRONT OR REAR LOADING

Made of heavy duty aluminum and stainless steel hardware, Salsbury custom 4C horizontal mailboxes and parcel lockers are available as recessed mounted, surface mounted and free standing units in configurations that are one door wide (single column) and two (2) doors wide (double column). Units can be configured with a combination of four (4) mailbox door sizes and five (5) parcel locker door sizes to meet your custom requirements. To customize your unit, access our 4C mailbox configurator online at www.mailboxes.com/Mailbox-Configurator or submit a required layout for a price quotation. Custom 4C horizontal mailboxes feature a durable powder coated finish and are available in a variety of standard colors. Custom colors are also available as an option upon request. Custom 4C horizontal mailboxes are designed for indoor or outdoor use and are ideal for apartments, residential communities, commercial buildings and many other applications.

If Front Loading:

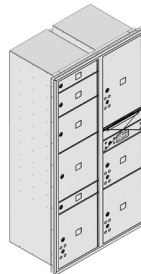
Units include one or two (2) master door(s) that swing(s) on continuous integral hinges. The outgoing mail compartment includes the access door and cannot be used for mail distribution. The rear of the unit incorporates a solid rear cover.

If Rear Loading:

The front of the outgoing mail compartment is comprised of fixed panels (no access door). The rear of the unit incorporates one or two (2) access door(s) with heavy duty latches and continuous hinges. Units are available without rear access doors upon request. Note: Rear loading access is only available for recessed mounted units.

4C


Note: Salsbury custom recessed mounted 4C horizontal mailboxes and parcel lockers are U.S.P.S. approved and meet the specifications of USPS-STD-4C. 4C mailboxes are required for new construction and major renovations. Salsbury custom surface mounted and free-standing units include a U.S.P.S. approved 4C horizontal mailbox, matching enclosure and master commercial locks for private access.



RECESSED MOUNTED
Custom 3700 Series Unit



SURFACE MOUNTED
Custom 3800 Series Unit



FREE-STANDING
Custom 3900 Series Unit



Front view of Custom Front Loading Recessed Mounted Double Column Unit displayed



Rear view of Custom Rear Loading Recessed Mounted Double Column Unit with Rear Access Doors displayed

Access our 4C Mailbox Configurator at:

www.mailboxes.com/Mailbox-Configurator

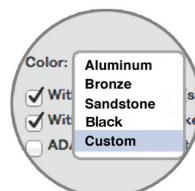
- Assist in determining the ideal combination of mailboxes and parcel lockers based on requirements
- Customize door configurations within recessed mounted, surface mounted and free-standing units
- Receive dimensional PDF, Word, Excel and AutoCAD drawing files for use in designing, quoting or ordering mailboxes



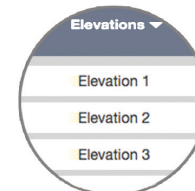
Customize individual units



Custom engraving available



Custom finishes available



Design multiple elevations

ORDERING CUSTOM 4C HORIZONTAL UNITS

Following simple guidelines, custom units can be configured with a combination of four (4) mailbox door sizes and five (5) parcel locker door sizes.

SAMPLE DOUBLE COLUMN FRONT LOADING UNIT

- 1)** Determine the number of openings required using a combination of mailbox doors and parcel lockers listed below. Custom units can accommodate mailbox doors from 1 high (3-1/4") to 4 high (13-3/4") and parcel locker doors from 3 high (10-1/4") to 6 high (20-3/4").

MAILBOX DOOR SIZES:

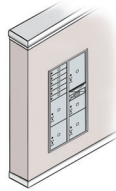
- MB1 - 12-3/4" W x 3-1/4" H
- MB2 - 12-3/4" W x 6-3/4" H
- MB3 - 12-3/4" W x 10-1/4" H
- MB4 - 12-3/4" W x 13-3/4" H

PARCEL LOCKER DOOR SIZES:

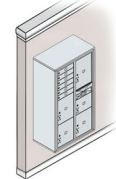
- PL3 - 12-3/4" W x 10-1/4" H
- PL4 - 12-3/4" W x 13-3/4" H
- PL4.5 - 12-3/4" W x 15-1/2" H
- PL5 - 12-3/4" W x 17-1/4" H
- PL6 - 12-3/4" W x 20-3/4" H

- 2)** Configure your requirements into a one wide (single column) or two wide (double column) unit and into equivalent standard mailbox door heights. The outgoing mail compartment / carrier access door must be situated between 36" and 48" above the finished floor (AFF). To customize the maximum height units, please access our 4C configurator at www.mailboxes.com/Mailbox-Configurator or contact our design engineers for layout, options and pricing.

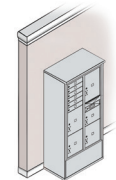
- 3)** Specify the installation type:



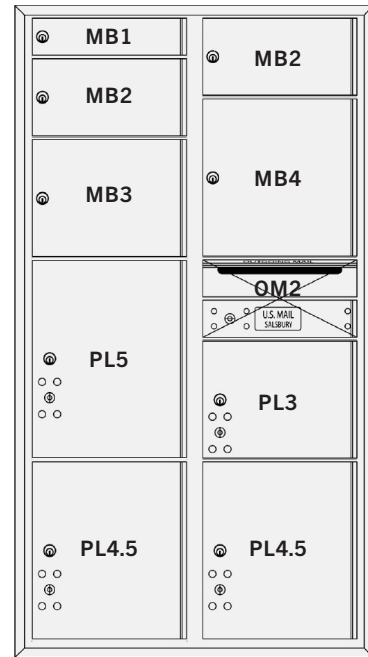
Recessed mounted
3700 Series
4C Horizontal
Mailboxes



Surface mounted
3800 Series
4C Horizontal
Mailboxes



Free-standing
3900 Series
4C Horizontal
Mailboxes



Note: U.S.P.S. standard 4C requires a minimum of one parcel locker for every five (5) tenant compartments. Parcel lockers are not required for installation sites with less than five (5) tenant compartments.

CUSTOM 4C HORIZONTAL INFORMATION FOR RECESSED MOUNTED UNITS

Note: Access our 4C Configurator for surface mounted and free-standing mailbox unit pricing

MODEL	DESCRIPTION	DOOR SIZE
MAILBOXES		
3700MB1 ^{1,2,3}	MB1 Door and 15" D Compartment	12-3/4" W x 3-1/4" H
3700MB2 ^{1,2,3}	MB2 Door and 15" D Compartment	12-3/4" W x 6-3/4" H
3700MB3 ^{1,2,3}	MB3 Door and 15" D Compartment	12-3/4" W x 10-1/4" H
3700MB4 ^{1,2,3}	MB4 Door and 15" D Compartment	12-3/4" W x 13-3/4" H
PARCEL LOCKERS		
3700PL3 ^{1,2,3}	PL3 Parcel Locker and 15" D Compartment	12-3/4" W x 10-1/4" H
3700PL4 ^{1,2,3}	PL4 Parcel Locker and 15" D Compartment	12-3/4" W x 13-3/4" H
3700PL4.5 ^{1,2,3}	PL4.5 Parcel Locker and 15" D Compartment	12-3/4" W x 15-1/2" H
3700PL5 ^{1,2,3}	PL5 Parcel Locker and 15" D Compartment	12-3/4" W x 17-1/4" H
3700PL6 ^{1,2,3}	PL6 Parcel Locker and 15" D Compartment	12-3/4" W x 20-3/4" H
OUTGOING MAIL COMPARTMENTS / CARRIER ACCESS DOORS		
3700OM2 ^{1,2,3}	OM2 Outgoing Mail Compartment / Carrier Access Doors*	12-3/4" W x 6-3/4" H
3700OM3 ^{1,2,3}	OM3 Outgoing Mail Compartment / Carrier Access Doors*	12-3/4" W x 10-1/2" H
3700CA ^{1,2,3}	Carrier Access Door*	12-3/4" W x 3-1/4" H
SPARE PARTS / OPTIONS		
3751 ¹	Door - MB1 replacement door and lock with (3) keys	12-3/4" W x 3-1/4" H
3752 ¹	Door - MB2 replacement door and lock with (3) keys	12-3/4" W x 6-3/4" H
3753 ¹	Door - MB3 replacement door and lock with (3) keys	12-3/4" W x 10-1/4" H
3754 ¹	Door - MB4 replacement door and lock with (3) keys	12-3/4" W x 13-3/4" H
3766	Custom finish (minimum order of (100) doors) - specify color - see color options at: www.mailboxes.com/4c-custom-horizontal-mailboxes	
3767	Custom engraved placard - for 4C horizontal mailbox doors and parcel lockers	
3768	Custom engraved door - regular - for 4C horizontal mailbox doors and parcel lockers	
3774	Custom engraved door - black filled - for 4C horizontal mailbox doors and parcel lockers	
3775	Master commercial lock - factory installed for private access on FL units and PL's - with (2) keys	
3776	Tenant parcel locker lock - with (3) keys	

* The Outgoing Mail Compartment / Carrier Access Door must be situated between 36" and 48" above the finished floor (AFF).

- ¹ Specify - aluminum, bronze, sandstone or black finishes are available for recessed mounted, surface mounted and free-standing mailbox units.
- ² Specify - front loading (FL) or rear loading (RL)
- ³ Specify - U.S.P.S. access or private access (order #3775 master commercial lock for private access on FL units and PL's)

Note: The price of custom 4C horizontal mailboxes is the total of each mailbox, parcel locker, master commercial lock and outgoing mail compartment within a unit plus enclosures (for 3800 and 3900 units) if necessary. Allow approximately 3-4 weeks production time for custom 4C horizontal mailboxes. For faster service, see pages 16-27 for standard configurations.

4C Horizontal Mailbox Specifications & Options

see 4C horizontal mailbox units on pages 16 - 29

- Manufactured by Salsbury Industries to USPS-STD-4C Specifications
- 4C Recessed Mounted Mailboxes are Required for New Construction and Major Renovations
- For Indoor or Outdoor Use
- Fully Integrated or Stand-Alone Parcel Lockers
- ADA Compliant Units Available 
 - see pages 19, 23 and 27 or visit: www.mailboxes.com/ADA-4C-Mailboxes




Current Pricing and Volume Discounts Available at Mailboxes.com!



4C

Note: Salsbury custom recessed mounted 4C horizontal mailboxes and parcel lockers are U.S.P.S. approved and meet the specifications of USPS-STD-4C. 4C mailboxes are required for new construction and major renovations. Salsbury custom surface mounted and free-standing units include a U.S.P.S. approved 4C horizontal mailbox, matching enclosure and master commercial locks for private access.

4C MAILBOX CONFIGURATOR



Access our 4C Configurator at:
www.mailboxes.com/Mailbox-Configurator

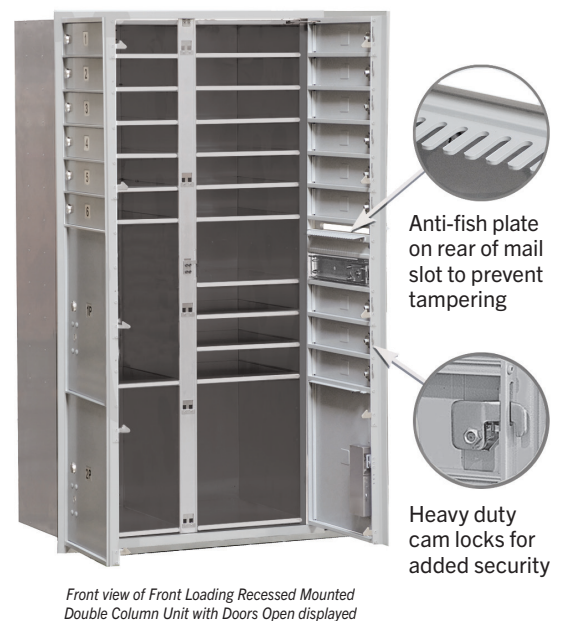
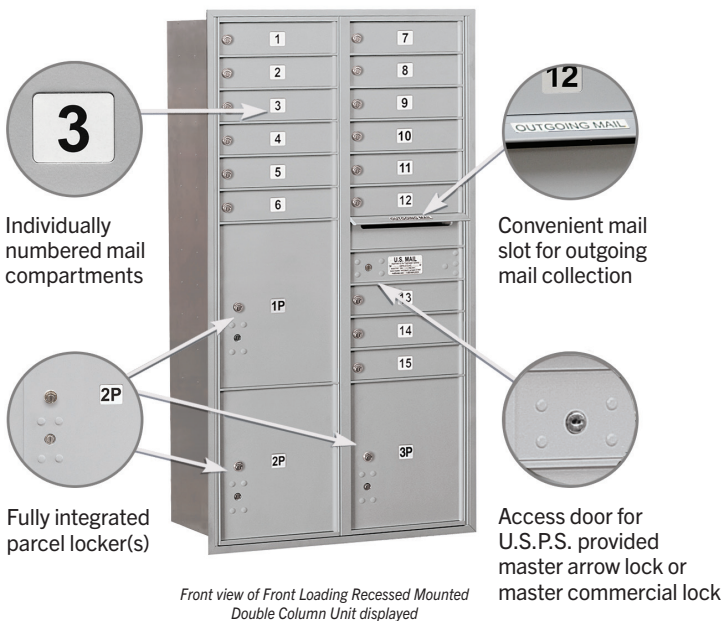
Our 4C mailbox configurator will assist in determining the ideal combination of mailboxes and parcel lockers based on your specific requirements. This robust tool also allows you to customize 4C mailbox units and add numbering sequences to drawings. In addition to clear and easy to read elevation line drawings with dimensions, our online mailbox configurator will also provide you with PDF, Word, Excel and AutoCAD drawing files to download for your project. Purchasing products and requesting a quote online is simple and convenient.

DESIGN ASSISTANCE

Our design engineers are available to architects, specification writers and individuals involved in the design of mail distribution facilities, apartment complexes and commercial buildings. Visit the informative Architect Resources section of our website at: www.mailboxes.com/Architectural-Resources to download specifications, technical drawings, AutoCAD, BIM/Revit models and Augmented Reality (AR) models. You can also submit required layout and options for a price quotation.

Custom recessed mounted 4C horizontal mailboxes in aluminum finish with optional custom engraved doors - black filled (#3774) displayed

Front loading units include one or two (2) master door(s) that swing(s) on continuous integral hinges. The outgoing mail compartment includes the access door and cannot be used for mail distribution. The rear of the unit incorporates a solid rear cover. Note: U.S.P.S. standard 4C requires a minimum of one parcel locker for every five (5) tenant compartments. Parcel lockers are not required for installation sites with less than five (5) tenant compartments.

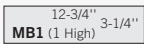


4C HORIZONTAL MAILBOX SPECIFICATIONS & OPTIONS

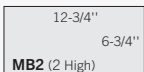
FOR RECESSED MOUNTED, SURFACE MOUNTED AND FREE-STANDING MAILBOX UNITS

MAILBOX DOOR SIZES

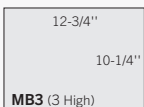
Each aluminum door includes a heavy duty five (5) pin cylinder cam lock with a dust/rain shield and three (3) keys.



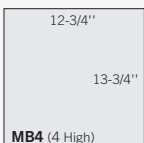
#3751¹ Replacement MB1 door and lock



#3752¹ Replacement MB2 door and lock



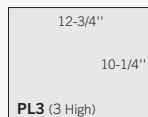
#3753¹ Replacement MB3 door and lock



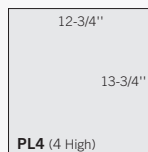
#3754¹ Replacement MB4 door and lock

PARCEL LOCKER DOOR SIZES


Parcel lockers offer tenants a convenient way to receive packages on site and are fit with a two (2) key security system.




#3753P¹ Replacement PL3 door and lock




#3754P¹ Replacement PL4 door and lock



#3754.5P¹ Replacement PL4.5 door and lock



#3755P¹ Replacement PL5 door and lock



#3756P¹ Replacement PL6 door and lock

¹ Specify



FINISHES


The durable and corrosion resistant 4C units feature a durable powder coated finish available in aluminum, bronze, sandstone or black. Custom finishes (#3766) are available as an option upon request – minimum order of (100) doors.

DOOR IDENTIFICATION

Each standard 4C horizontal mailbox door has a 1" high number. The outgoing mail compartment is labeled "Outgoing Mail" and the parcel locker(s) are labeled with a "1P", "2P", etc. Custom identification systems are available as an option upon request.

CUSTOM ENGRAVED PLACARDS

1-3/4" W x 1-1/2" H custom engraved self-adhesive placards are available as an option upon request. (#3767)

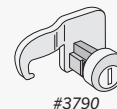


OUTGOING MAIL COMPARTMENTS

One compartment in each unit is labeled "Outgoing Mail" and includes a weather protection flap and a 11-3/4" W x 3/4" H mail slot.

LOCKS



Each 4C mailbox door includes a heavy duty five (5) pin cylinder cam lock with a dust/rain shield and three (3) keys (2,000 different key changes). (#3790-5 - set of (5) #3790 locks)



- Additional keys per lock when ordering (#3798)
- Key blanks - box of (50) (#3799)
- Custom lock installation - cylinders provided by owner (for installations not serviced by the U.S.P.S.) (100 door minimum) (#3793)

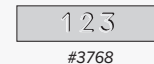
For installations NOT serviced by the U.S.P.S.

- Mail slots (#3769)
Standard slot size: 10-3/4" W x 3/4" H
Custom slot sizes are available upon request.
- Plexiglass window 1-1/8" W x 7/8" H (#3771)
- Outgoing mail slot plug kit (#3770)



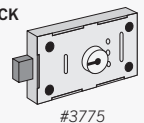
CUSTOM ENGRAVED DOORS

- Custom engraved door – regular (#3768)
- Custom engraved door – black filled (#3774)



MASTER COMMERCIAL LOCK

Factory installed if for private access - for front loading mailboxes and parcel lockers - with (2) keys (#3775)



TENANT PARCEL LOCKER LOCK

For parcel locker door - with (3) keys (#3776)



COMBINATION LOCK

Three (3) digit single dial combination lock with spring latch and automatic throw-off (for installations not serviced by the U.S.P.S.). Combination numbers can be changed by owner. (#3786)

